



PELL CITY

SCHOOL SYSTEM SNAPSHOT: 2024 EDITION*

3105 15th Avenue N. | Pell City, AL 35125 | (205) 884-4440

Superintendent

Dr. James Martin

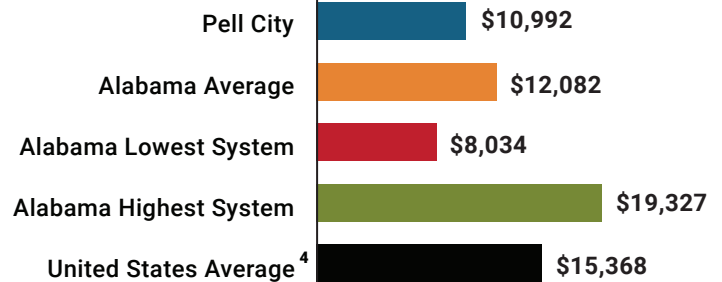
Board Members

Norman Wilder, Joe Sawyer, Greg Crump, Cecil Fomby, Laurie Henderson

\$3,316,496
Cost of One Month's
Operation/General Fund

1.84
Number of Months
Reserve Balance

Total Per-Pupil Expenditures (PPE)

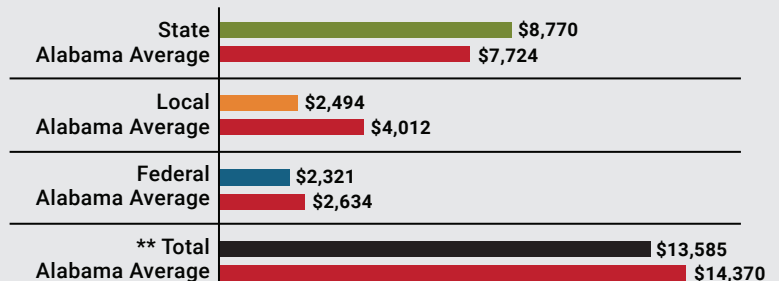


By the Numbers

	Schools¹	8
	Students/ADM²	3,989
	Free & Reduced Lunch	48%
	Community Eligibility Program	38%
	Number of Route Buses³	46
	Buses 10 yrs. old or less.....	80%
	Students Bused.....	1,775
	Full-Time Employees	480
	Teachers.....	247
	Principals/ Assistant Principals.....	12
	Counselors.....	10
	Librarians.....	8
	Other Certified Employees.....	21
	Support Personnel.....	182

Per-Pupil Revenue Sources

Pell City Revenue Sources



**Total Revenue Among 138 School Systems



29
STATE
RANK

100
LOCAL
RANK

97
FEDERAL
RANK

OVERALL SYSTEM RANK 95

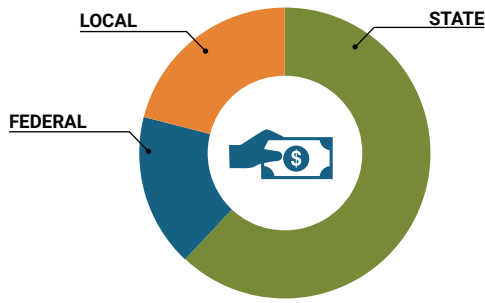
LEAs with a substantial increase in reported ADM may show lower rankings since additional revenues reflecting those increases in ADM are not received until the following fiscal year.

¹ Schools with enrollment, including Alternative and Career Technical Education
² Average Daily Membership (includes virtual students)
³ Data collected in 2022 and used for FY24 funding
⁴ 2022-2023 NEA Rankings of the States

* THIS REPORT INCLUDES FISCAL YEAR 2022 DATA

School System Revenue

How was your school system funded?¹



\$34,983,945	STATE	63%
\$9,259,059	FEDERAL	17%
\$11,651,759	LOCAL	21%
— \$2,821,500	Local 10-Mill Match	
\$8,830,259	AVAILABLE LOCAL REVENUE	

VALUE OF 1-MILL For Your School System

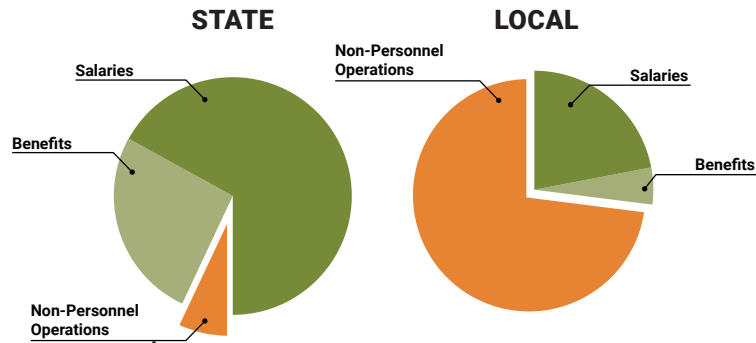
\$282,150

School System Spending

How did your school system spend state & local dollars?¹

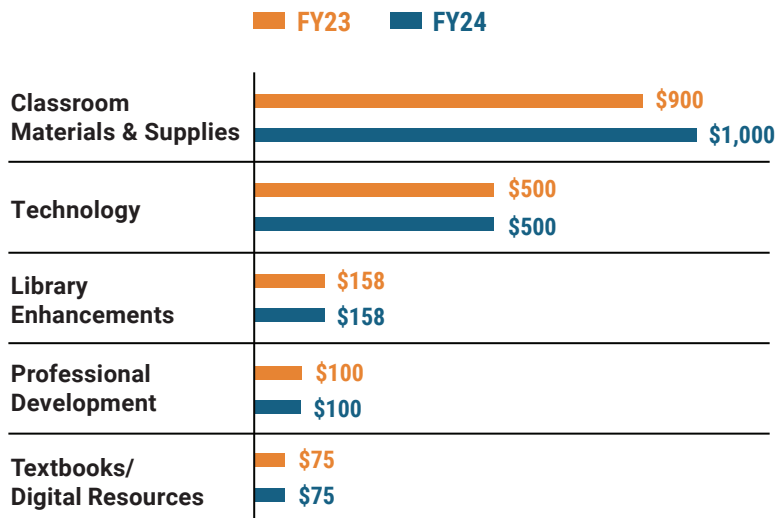
	STATE SPENDING ^{2,3}	LOCAL SPENDING ²
Salaries	\$20,076,712	\$1,416,371
Benefits	\$7,646,980	\$309,674
Non-Personnel Operations	\$2,023,336	\$4,758,498
TOTAL	\$29,747,027	\$6,484,543

- ¹ Revenues and expenditures may contain nominal variances due to rounding
² Does not include debt service or capital outlay
³ Includes 10-mill match
⁴ Such as utilities, operations & maintenance, etc.



Only 7% of state funding is available for non-personnel expenditures⁴

Instructional Support



Educational Advancement & Technology Fund⁵



⁵ These one-time supplemental funds may be used for repairs and deferred maintenance, capital outlay, classroom instructional supplies, insurance for facilities, transportation, technology and school safety. For FY23, there was no EAT allocation for school systems.

System Debt

TOTAL DEBT⁶	DEBT PER STUDENT
\$44,094,730	\$11,054

⁶ The debt totals in system audit reports may differ due to audit adjustments.



ALABAMA
ASSOCIATION OF
SCHOOL BOARDS

Sally Smith, J.D.
Executive Director

Tracey A. Meyer
Governmental Relations Coordinator

43 South Jackson Street
Montgomery, Alabama 36104

1-800-562-0601 | AlabamaSchoolBoards.org

@AlaSchoolBoards Facebook.com/AlabamaSchoolBoards