



PELHAM CITY

SCHOOL SYSTEM SNAPSHOT: 2024 EDITION*

3160 Pelham Pkwy | Pelham, AL 35124 | (205) 624-3700

Superintendent

Dr. Chuck Ledbetter

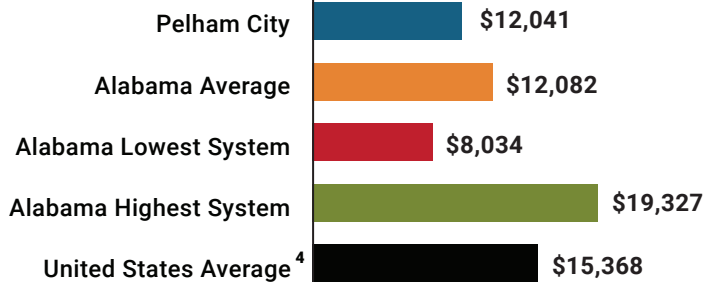
Board Members

Angela Hester, Robert Plummer, Jeffrey Adams, Rev. Robert O'Neil, Shannon White

\$3,558,420
Cost of One Month's
Operation/General Fund

3.76
Number of Months
Reserve Balance

Total Per-Pupil Expenditures (PPE)

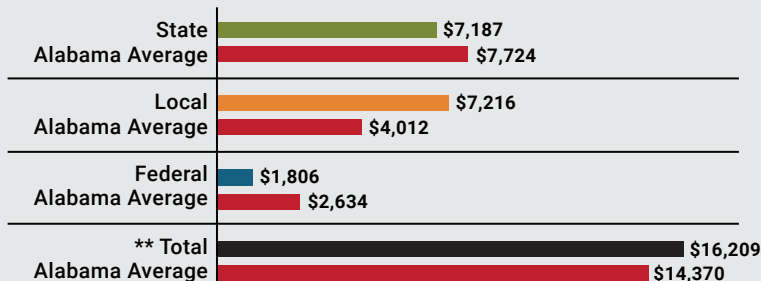


By the Numbers

	Schools ¹	4
	Students/ADM ²	3,441
	Free & Reduced Lunch.....	21%
	Community Eligibility Program.....	16%
	Number of Route Buses ³	46
	Buses 10 yrs. old or less.....	93%
	Students Bused.....	1,878
	Full-Time Employees.....	390
	Teachers.....	223
	Principals/ Assistant Principals.....	11
	Counselors.....	8
	Librarians.....	4
	Other Certified Employees.....	13
	Support Personnel.....	131

Per-Pupil Revenue Sources

Pelham City Revenue Sources



**Total Revenue Among 138 School Systems



125
STATE
RANK

8
LOCAL
RANK

118
FEDERAL
RANK

OVERALL SYSTEM RANK 33

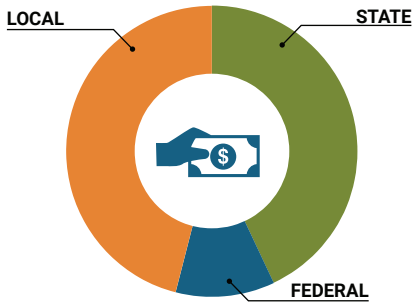
LEAs with a substantial increase in reported ADM may show lower rankings since additional revenues reflecting those increases in ADM are not received until the following fiscal year.

¹ Schools with enrollment, including Alternative and Career Technical Education
² Average Daily Membership (includes virtual students)
³ Data collected in 2022 and used for FY24 funding
⁴ 2022-2023 NEA Rankings of the States

* THIS REPORT INCLUDES FISCAL YEAR 2022 DATA

School System Revenue

How was your school system funded?¹



\$24,732,009	STATE	43%
\$6,214,661	FEDERAL	11%
\$27,133,808	LOCAL	47%
— \$4,541,140	Local 10-Mill Match	
\$22,592,668	AVAILABLE LOCAL REVENUE	

VALUE OF 1-MILL For Your School System

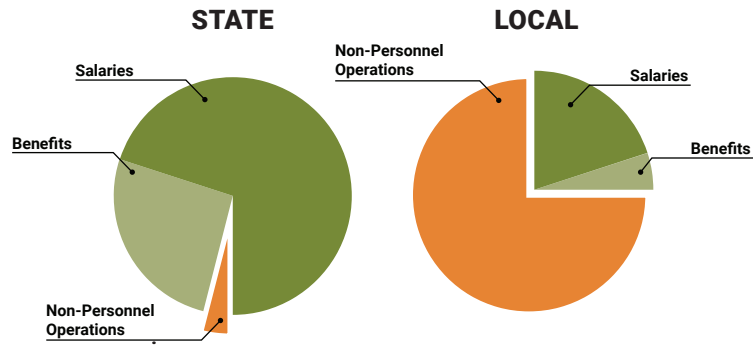


School System Spending

How did your school system spend state & local dollars?¹

	STATE SPENDING ^{2,3}	LOCAL SPENDING ²
Salaries	\$17,575,884	\$2,280,386
Benefits	\$6,610,909	\$571,710
Non-Personnel Operations	\$808,911	\$8,337,679
TOTAL	\$24,995,703	\$11,189,775

¹ Revenues and expenditures may contain nominal variances due to rounding
² Does not include debt service or capital outlay
³ Includes 10-mill match
⁴ Such as utilities, operations & maintenance, etc.



Only 3% of state funding is available for non-personnel expenditures⁴

Instructional Support



Educational Advancement & Technology Fund⁵



⁵ These one-time supplemental funds may be used for repairs and deferred maintenance, capital outlay, classroom instructional supplies, insurance for facilities, transportation, technology and school safety. For FY23, there was no EAT allocation for school systems.

System Debt

TOTAL DEBT⁶	DEBT PER STUDENT
\$48,264,849	\$14,026

⁶ The debt totals in system audit reports may differ due to audit adjustments.



ALABAMA ASSOCIATION OF SCHOOL BOARDS

Sally Smith, J.D.
Executive Director

Tracey A. Meyer
Governmental Relations Coordinator

43 South Jackson Street
Montgomery, Alabama 36104

1-800-562-0601 | AlabamaSchoolBoards.org

@AlaSchoolBoards Facebook.com/AlabamaSchoolBoards