



OZARK CITY

SCHOOL SYSTEM SNAPSHOT: 2024 EDITION*

860 N. US Hwy 231 | Ozark, AL 36360 | (334) 774-5197

Superintendent

Dr. Reeivice Girtman

Board Members

Herman Jackson, Theresa Locke, Nicholas Bull, Larry Hicks, Leslie Reeder

\$1,584,625
Cost of One Month's
Operation/General Fund

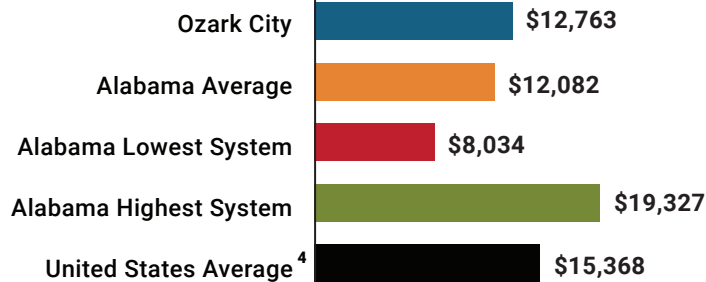
3.67
Number of Months
Reserve Balance

By the Numbers

	Schools ¹	5
	Students/ADM ²	2,025
	Free & Reduced Lunch	50%
	Community Eligibility Program	57%
	Number of Route Buses ³	36
	Buses 10 yrs. old or less.....	97%
	Students Bused.....	1,405
	Full-Time Employees	287
	Teachers.....	160
	Principals/ Assistant Principals.....	10
	Counselors.....	6
	Librarians.....	4
	Other Certified Employees.....	9
	Support Personnel.....	98

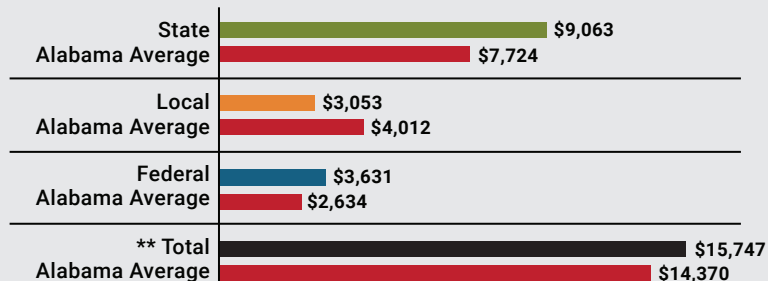
¹ Schools with enrollment, including Alternative and Career Technical Education
² Average Daily Membership (includes virtual students)
³ Data collected in 2022 and used for FY24 funding
⁴ 2022-2023 NEA Rankings of the States

Total Per-Pupil Expenditures (PPE)



Per-Pupil Revenue Sources

Ozark City Revenue Sources



**Total Revenue Among 138 School Systems



18
STATE
RANK

62
LOCAL
RANK

37
FEDERAL
RANK

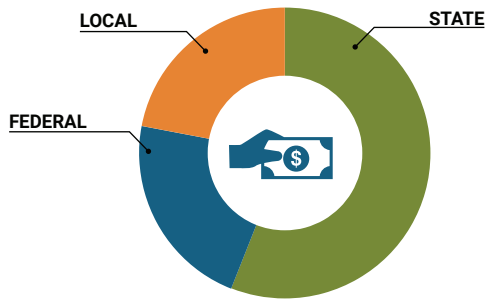
OVERALL SYSTEM RANK 38

LEAs with a substantial increase in reported ADM may show lower rankings since additional revenues reflecting those increases in ADM are not received until the following fiscal year.

* THIS REPORT INCLUDES FISCAL YEAR 2022 DATA

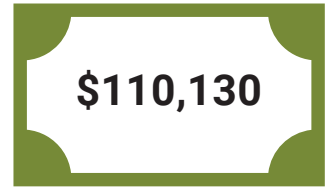
School System Revenue

How was your school system funded?¹



\$18,352,224	STATE	56%
\$7,352,824	FEDERAL	22%
\$7,076,262	LOCAL	22%
— \$1,101,300	Local 10-Mill Match	
\$5,974,962	AVAILABLE LOCAL REVENUE	

VALUE OF 1-MILL For Your School System

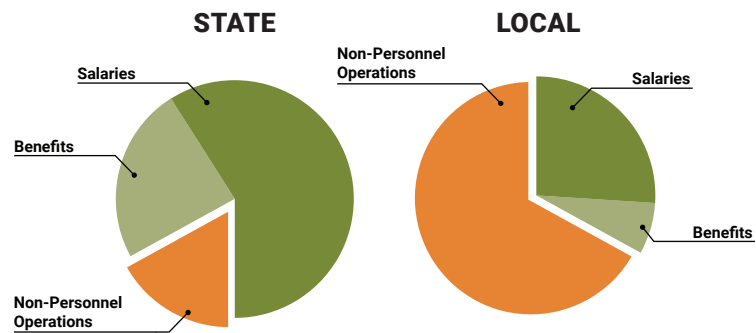


School System Spending

How did your school system spend state & local dollars?¹

	STATE SPENDING ^{2,3}	LOCAL SPENDING ²
Salaries	\$9,519,739	\$973,464
Benefits	\$3,800,985	\$259,005
Non-Personnel Operations	\$2,801,703	\$2,448,422
TOTAL	\$16,122,426	\$3,680,891

- ¹ Revenues and expenditures may contain nominal variances due to rounding
² Does not include debt service or capital outlay
³ Includes 10-mill match
⁴ Such as utilities, operations & maintenance, etc.



Only 17% of state funding is available for non-personnel expenditures⁴

Instructional Support



Educational Advancement & Technology Fund⁵



⁵ These one-time supplemental funds may be used for repairs and deferred maintenance, capital outlay, classroom instructional supplies, insurance for facilities, transportation, technology and school safety. For FY23, there was no EAT allocation for school systems.

System Debt

TOTAL DEBT⁶	DEBT PER STUDENT
\$27,435,124	\$13,548

⁶ The debt totals in system audit reports may differ due to audit adjustments.



ALABAMA
ASSOCIATION OF
SCHOOL BOARDS

Sally Smith, J.D.
Executive Director

Tracey A. Meyer
Governmental Relations Coordinator

43 South Jackson Street
Montgomery, Alabama 36104

1-800-562-0601 | AlabamaSchoolBoards.org

[@AlaSchoolBoards](https://twitter.com/AlaSchoolBoards) [f Facebook.com/AlabamaSchoolBoards](https://facebook.com/AlabamaSchoolBoards)