



ELBA CITY

SCHOOL SYSTEM SNAPSHOT: 2024 EDITION*

131 Tiger Drive | Elba, AL 36323 | (334) 897-2801

Superintendent

Chris Moseley

Board Members

Deann Smith Grantham, Kristy Astemborski, Miranda Russell, Johnny Senn, Gregory Sowell, Jr.



\$517,791

Cost of One Month's Operation/General Fund



1.89

Number of Months Reserve Balance

By the Numbers



Schools¹ 3



Students/ADM² 602



Free & Reduced Lunch 57%
Community Eligibility Program 62%



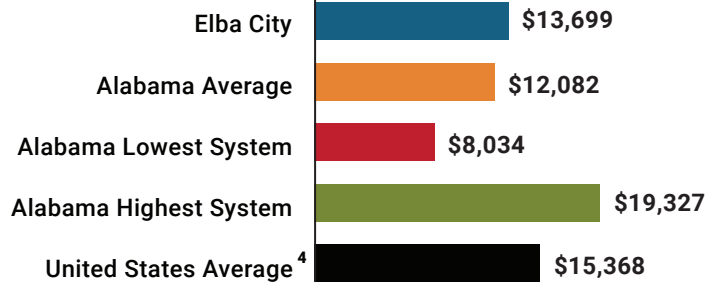
Number of Route Buses³ 4
 Buses 10 yrs. old or less 75%
 Students Bused 236



Full-Time Employees 94
 Teachers 51
 Principals/Assistant Principals 2
 Counselors 2
 Librarians 2
 Other Certified Employees 2
 Support Personnel 35

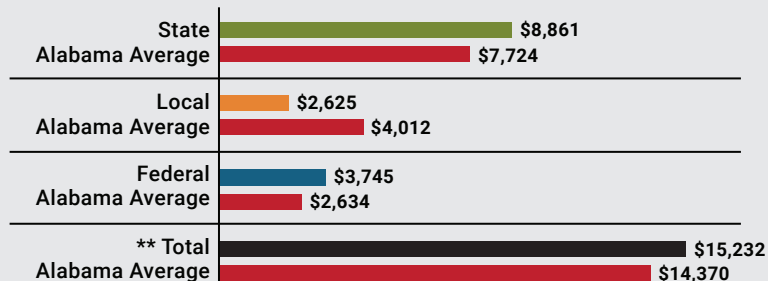
¹ Schools with enrollment, including Alternative and Career Technical Education
² Average Daily Membership (includes virtual students)
³ Data collected in 2022 and used for FY24 funding
⁴ 2022-2023 NEA Rankings of the States

Total Per-Pupil Expenditures (PPE)



Per-Pupil Revenue Sources

Elba City Revenue Sources



**Total Revenue Among 138 School Systems



27
STATE RANK

89
LOCAL RANK

32
FEDERAL RANK

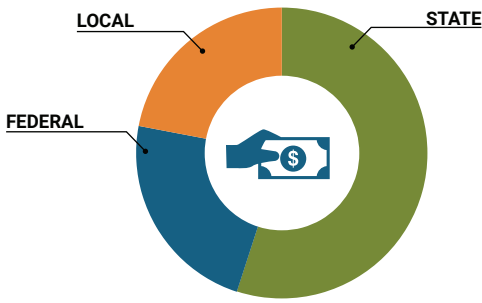
OVERALL SYSTEM RANK 43

LEAs with a substantial increase in reported ADM may show lower rankings since additional revenues reflecting those increases in ADM are not received until the following fiscal year.

* THIS REPORT INCLUDES FISCAL YEAR 2022 DATA

School System Revenue

How was your school system funded?¹



\$5,334,505	STATE	55%
\$2,254,683	FEDERAL	23%
\$2,110,666	LOCAL	22%
\$285,940	Local 10-Mill Match	
\$1,824,726	AVAILABLE LOCAL REVENUE	

VALUE OF 1-MILL For Your School System

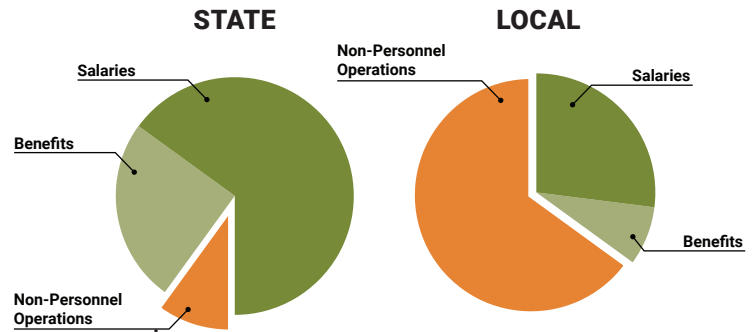
\$28,594

School System Spending

How did your school system spend state & local dollars?¹

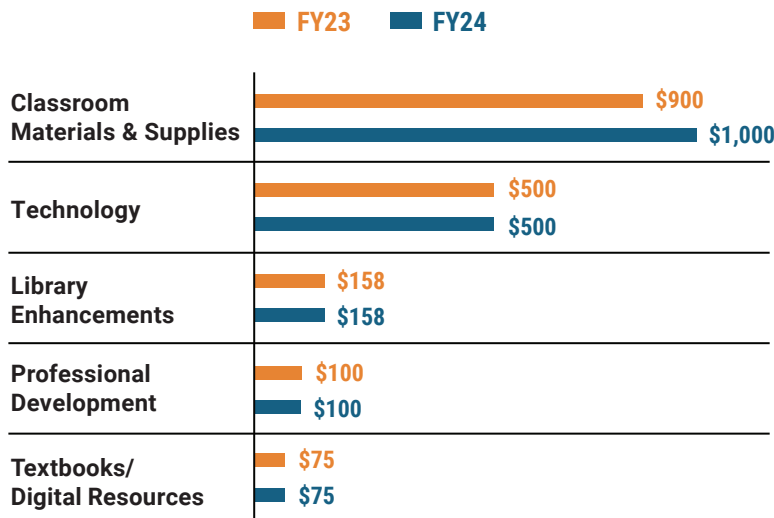
	STATE SPENDING ^{2,3}	LOCAL SPENDING ²
Salaries	\$3,590,055	\$197,748
Benefits	\$1,356,133	\$57,713
Non-Personnel Operations	\$568,893	\$487,933
TOTAL	\$5,515,080	\$743,393

- ¹ Revenues and expenditures may contain nominal variances due to rounding
² Does not include debt service or capital outlay
³ Includes 10-mill match
⁴ Such as utilities, operations & maintenance, etc.



Only 10% of state funding is available for non-personnel expenditures⁴

Instructional Support



Educational Advancement & Technology Fund⁵



⁵ These one-time supplemental funds may be used for repairs and deferred maintenance, capital outlay, classroom instructional supplies, insurance for facilities, transportation, technology and school safety. For FY23, there was no EAT allocation for school systems.

System Debt

TOTAL DEBT⁶	DEBT PER STUDENT
\$1,021,856	\$1,697

⁶ The debt totals in system audit reports may differ due to audit adjustments.



ALABAMA ASSOCIATION OF SCHOOL BOARDS

Sally Smith, J.D.
Executive Director

Tracey A. Meyer
Governmental Relations Coordinator

43 South Jackson Street
Montgomery, Alabama 36104

1-800-562-0601 | AlabamaSchoolBoards.org

@AlaSchoolBoards Facebook.com/AlabamaSchoolBoards