



DEMOPOLIS CITY

SCHOOL SYSTEM SNAPSHOT: 2024 EDITION*

609 S. Cedar Street | Demopolis, AL 36732 | (334) 289-1670

Superintendent

Anthony Willis

Board Members

James Hurst Jr., Bobby Armstead, Olen Kerby, Carolyn Moore, Betsy Stephens

\$1,562,371
Cost of One Month's
Operation/General Fund

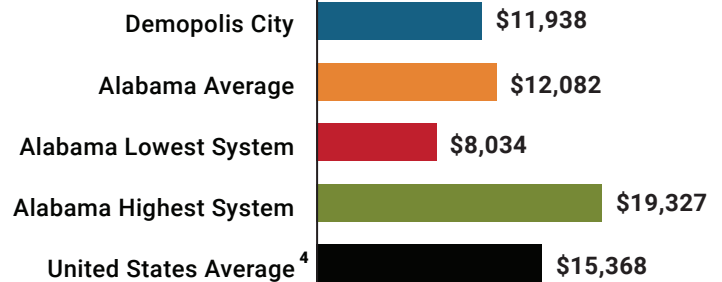
6.23
Number of Months
Reserve Balance

By the Numbers

	Schools ¹	4
	Students/ADM ²	2,020
	Free & Reduced Lunch.....	50%
	Community Eligibility Program.....	45%
	Number of Route Buses ³	2
	Buses 10 yrs. old or less.....	100%
	Students Bused.....	97
	Full-Time Employees.....	259
	Teachers.....	146
	Principals/ Assistant Principals.....	9
	Counselors.....	5
	Librarians.....	4
	Other Certified Employees.....	8
	Support Personnel.....	87

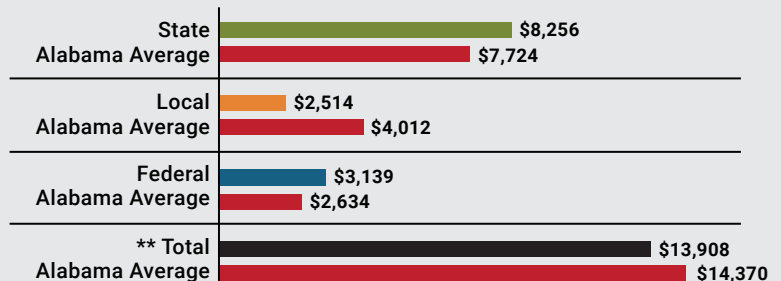
¹ Schools with enrollment, including Alternative and Career Technical Education
² Average Daily Membership (includes virtual students)
³ Data collected in 2022 and used for FY24 funding
⁴ 2022-2023 NEA Rankings of the States

Total Per-Pupil Expenditures (PPE)



Per-Pupil Revenue Sources

Demopolis City Revenue Sources



**Total Revenue Among 138 School Systems



59
STATE
RANK

99
LOCAL
RANK

51
FEDERAL
RANK

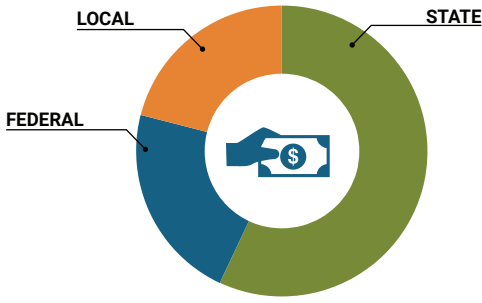
OVERALL SYSTEM RANK 82

LEAs with a substantial increase in reported ADM may show lower rankings since additional revenues reflecting those increases in ADM are not received until the following fiscal year.

* THIS REPORT INCLUDES FISCAL YEAR 2022 DATA

School System Revenue

How was your school system funded?¹



\$16,676,833	STATE	57%
\$6,340,328	FEDERAL	22%
\$6,446,113	LOCAL	22%
<u>\$908,230</u>	Local 10-Mill Match	
\$5,537,883	AVAILABLE LOCAL REVENUE	

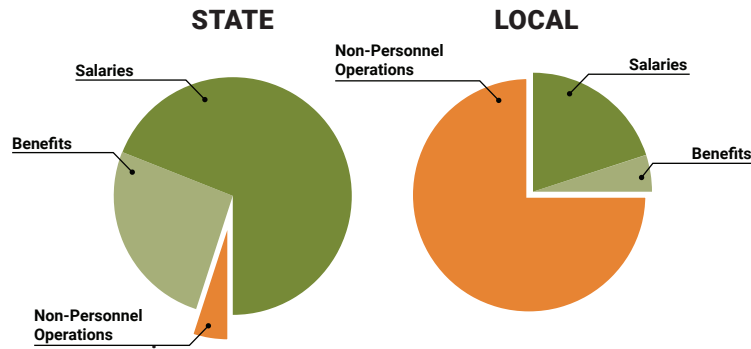
VALUE OF 1-MILL For Your School System



School System Spending

How did your school system spend state & local dollars?¹

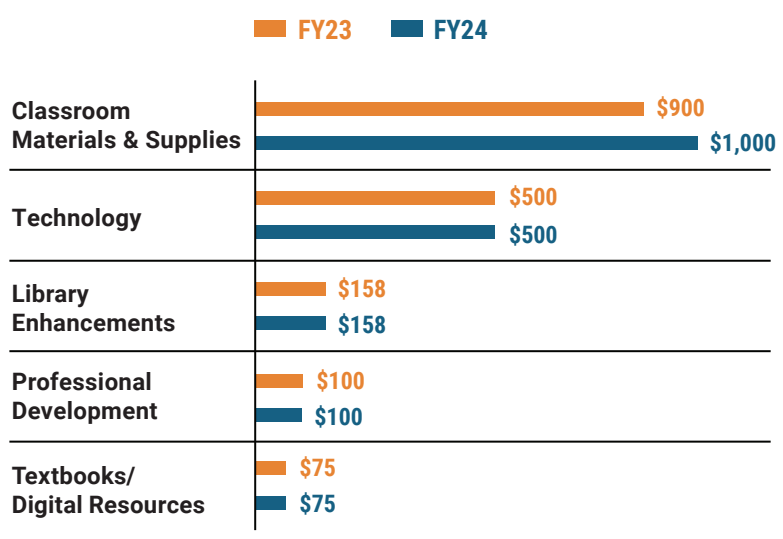
	STATE SPENDING ^{2,3}	LOCAL SPENDING ²
Salaries	\$10,887,823	\$754,971
Benefits	\$4,039,193	\$188,090
Non-Personnel Operations	\$810,615	\$2,844,157
TOTAL	\$15,737,631	\$3,787,218



Only 5% of state funding is available for non-personnel expenditures⁴

¹ Revenues and expenditures may contain nominal variances due to rounding
² Does not include debt service or capital outlay
³ Includes 10-mill match
⁴ Such as utilities, operations & maintenance, etc.

Instructional Support



Educational Advancement & Technology Fund⁵



⁵ These one-time supplemental funds may be used for repairs and deferred maintenance, capital outlay, classroom instructional supplies, insurance for facilities, transportation, technology and school safety. For FY23, there was no EAT allocation for school systems.

System Debt

TOTAL DEBT⁶	DEBT PER STUDENT
\$4,622,125	\$2,288

⁶ The debt totals in system audit reports may differ due to audit adjustments.



Sally Smith, J.D.
Executive Director

Tracey A. Meyer
Governmental Relations Coordinator

43 South Jackson Street
Montgomery, Alabama 36104

1-800-562-0601 | AlabamaSchoolBoards.org

@AlaSchoolBoards | [Facebook.com/AlabamaSchoolBoards](https://www.facebook.com/AlabamaSchoolBoards)