



# ALEXANDER CITY

# SCHOOL SYSTEM SNAPSHOT: 2024 EDITION\*

375 Lee Street | Alexander City, AL 35010 | (256) 234-5074

Superintendent

Dr. Beverly Price

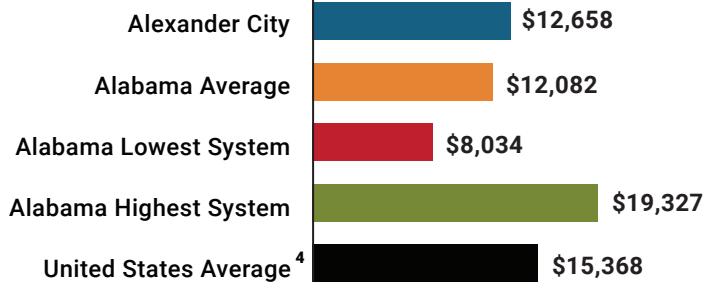
Board Members

Brett Pritchard, Michael Ransaw, Dr. Chante' Ruffin, Kevin Speaks, Adam Wade

**\$2,325,266**  
Cost of One Month's  
Operation/General Fund

**4.09**  
Number of Months  
Reserve Balance

## Total Per-Pupil Expenditures (PPE)

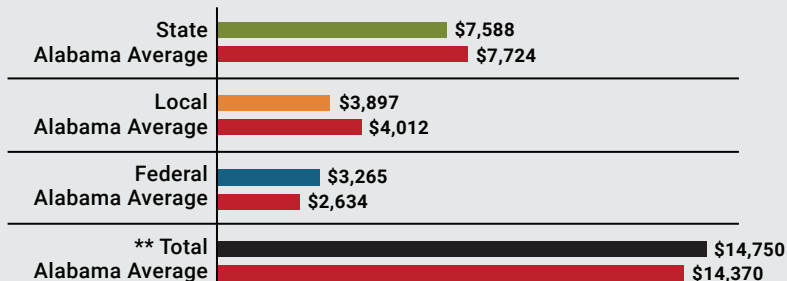


## By the Numbers

	Schools <sup>1</sup> .....	5
	Students/ADM <sup>2</sup> .....	2,827
	Free & Reduced Lunch.....	47%
	Community Eligibility Program.....	47%
	Number of Route Buses <sup>3</sup> .....	26
	Buses 10 yrs. old or less.....	96%
	Students Bused.....	2,407
	Full-Time Employees.....	279
	Teachers.....	165
	Principals/ Assistant Principals.....	10
	Counselors.....	8
	Librarians.....	5
	Other Certified Employees.....	10
	Support Personnel.....	81

## Per-Pupil Revenue Sources

### Alexander City Revenue Sources



\*\*Total Revenue Among 138 School Systems



**102**  
STATE  
RANK

**40**  
LOCAL  
RANK

**50**  
FEDERAL  
RANK

# OVERALL SYSTEM RANK 61

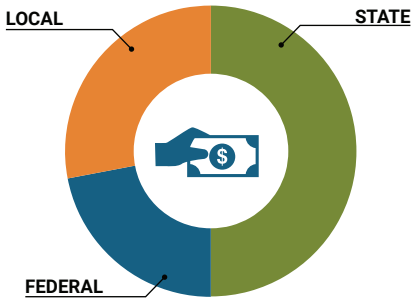
LEAs with a substantial increase in reported ADM may show lower rankings since additional revenues reflecting those increases in ADM are not received until the following fiscal year.

<sup>1</sup> Schools with enrollment, including Alternative and Career Technical Education  
<sup>2</sup> Average Daily Membership (includes virtual students)  
<sup>3</sup> Data collected in 2022 and used for FY24 funding  
<sup>4</sup> 2022-2023 NEA Rankings of the States

\* THIS REPORT INCLUDES FISCAL YEAR 2022 DATA

# School System Revenue

## How was your school system funded?<sup>1</sup>



\$21,451,474	STATE	50%
\$9,229,342	FEDERAL	22%
\$12,134,934	LOCAL	28%
— \$2,635,800	Local 10-Mill Match	
<b>\$9,499,134</b>	<b>AVAILABLE LOCAL REVENUE</b>	

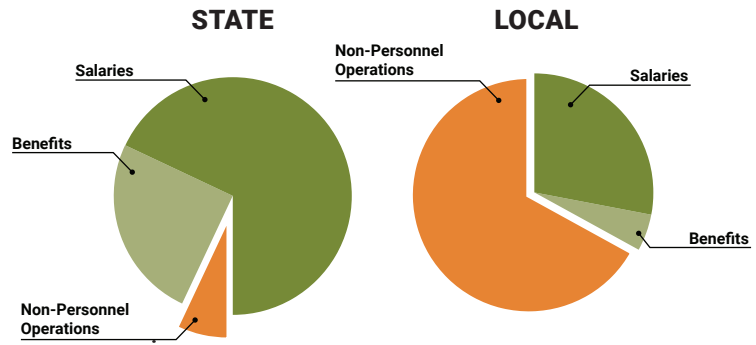
### VALUE OF 1-MILL For Your School System



# School System Spending

## How did your school system spend state & local dollars?<sup>1</sup>

	STATE SPENDING <sup>2,3</sup>	LOCAL SPENDING <sup>2</sup>
Salaries	\$15,740,320	\$1,505,408
Benefits	\$5,895,324	\$256,697
Non-Personnel Operations	\$1,622,339	\$3,636,009
<b>TOTAL</b>	<b>\$23,257,983</b>	<b>\$5,398,114</b>



**Only 7% of state funding is available for non-personnel expenditures<sup>4</sup>**

<sup>1</sup> Revenues and expenditures may contain nominal variances due to rounding  
<sup>2</sup> Does not include debt service or capital outlay  
<sup>3</sup> Includes 10-mill match  
<sup>4</sup> Such as utilities, operations & maintenance, etc.

# Instructional Support



# Educational Advancement & Technology Fund<sup>5</sup>



<sup>5</sup> These one-time supplemental funds may be used for repairs and deferred maintenance, capital outlay, classroom instructional supplies, insurance for facilities, transportation, technology and school safety. For FY23, there was no EAT allocation for school systems.

# System Debt

<b>TOTAL DEBT<sup>6</sup></b>	<b>DEBT PER STUDENT</b>
<b>\$90,148,380</b>	<b>\$31,888</b>

<sup>6</sup> The debt totals in system audit reports may differ due to audit adjustments.



ALABAMA ASSOCIATION OF SCHOOL BOARDS

Sally Smith, J.D.  
Executive Director

Tracey A. Meyer  
Governmental Relations Coordinator

43 South Jackson Street  
Montgomery, Alabama 36104

1-800-562-0601 | AlabamaSchoolBoards.org

@AlaSchoolBoards Facebook.com/AlabamaSchoolBoards