



ALBERTVILLE CITY

SCHOOL SYSTEM SNAPSHOT: 2024 EDITION*

8379 Hwy 431 | Albertville, AL 35950 | (256) 891-1183

Superintendent

Dr. Bart Reeves

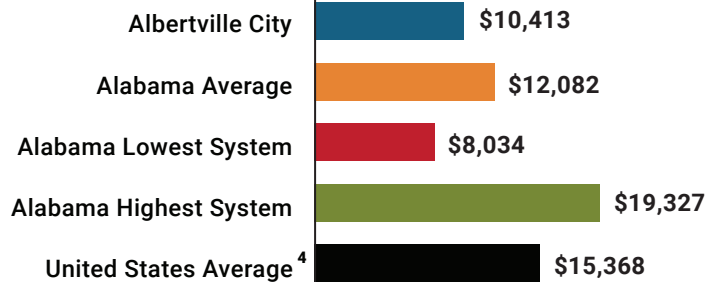
Board Members

Bobby Stewart, Sandra Elkins, Annie Furrer, John Gladden, Melissa McKee

\$3,859,352
Cost of One Month's
Operation/General Fund

4.40
Number of Months
Reserve Balance

Total Per-Pupil Expenditures (PPE)

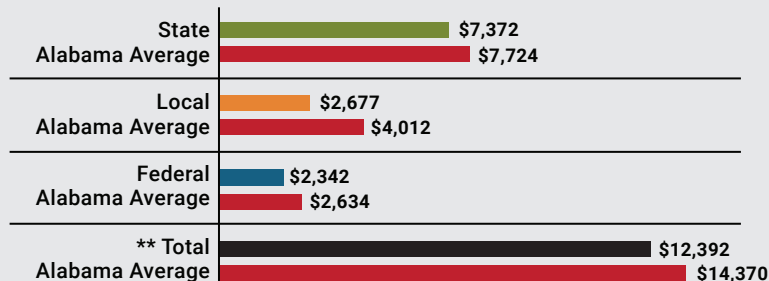


By the Numbers

	Schools ¹	6
	Students/ADM ²	5,774
	Free & Reduced Lunch.....	41%
	Community Eligibility Program.....	40%
	Number of Route Buses ³	54
	Buses 10 yrs. old or less.....	61%
	Students Bused.....	3,019
	Full-Time Employees.....	602
	Teachers.....	346
	Principals/ Assistant Principals.....	16
	Counselors.....	14
	Librarians.....	6
	Other Certified Employees.....	25
	Support Personnel.....	195

Per-Pupil Revenue Sources

Albertville City Revenue Sources



**Total Revenue Among 138 School Systems



116
STATE
RANK

85
LOCAL
RANK

94
FEDERAL
RANK

OVERALL SYSTEM RANK 127

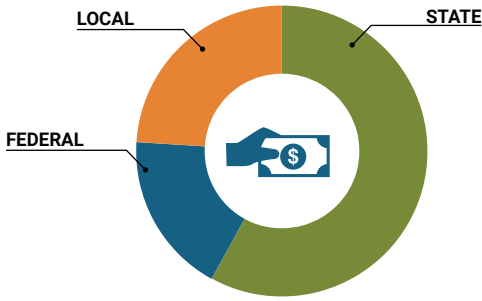
LEAs with a substantial increase in reported ADM may show lower rankings since additional revenues reflecting those increases in ADM are not received until the following fiscal year.

¹ Schools with enrollment, including Alternative and Career Technical Education
² Average Daily Membership (includes virtual students)
³ Data collected in 2022 and used for FY24 funding
⁴ 2022-2023 NEA Rankings of the States

* THIS REPORT INCLUDES FISCAL YEAR 2022 DATA


School System Revenue

How was your school system funded?¹



\$42,565,354	STATE	58%
\$13,524,088	FEDERAL	18%
\$17,769,076	LOCAL	24%
— \$2,601,370	Local 10-Mill Match	
\$15,167,706	AVAILABLE LOCAL REVENUE	

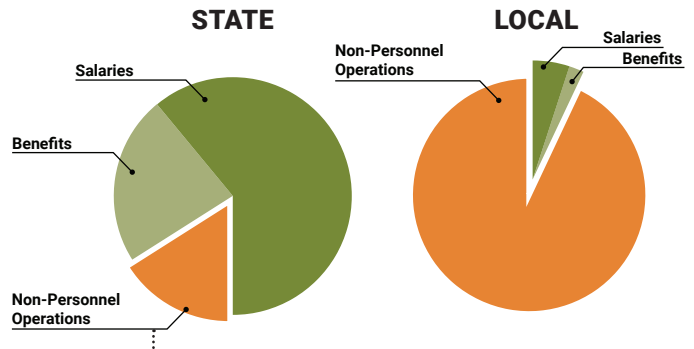
VALUE OF 1-MILL For Your School System



School System Spending

How did your school system spend state & local dollars?¹

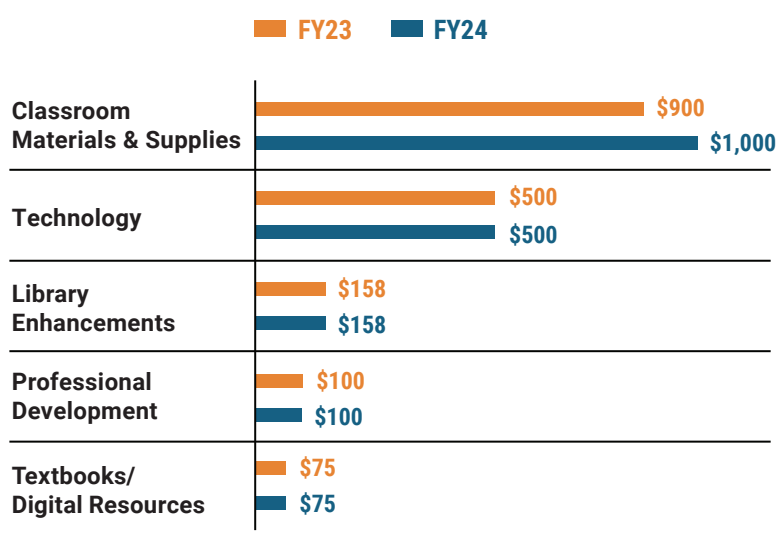
	STATE SPENDING ^{2,3}	LOCAL SPENDING ²
Salaries	\$26,174,945	\$288,662
Benefits	\$9,899,262	\$86,560
Non-Personnel Operations	\$6,935,816	\$5,305,601
TOTAL	\$43,010,023	\$5,680,823



Only 16% of state funding is available for non-personnel expenditures⁴

¹ Revenues and expenditures may contain nominal variances due to rounding
² Does not include debt service or capital outlay
³ Includes 10-mill match
⁴ Such as utilities, operations & maintenance, etc.

Instructional Support



Educational Advancement & Technology Fund⁵



⁵ These one-time supplemental funds may be used for repairs and deferred maintenance, capital outlay, classroom instructional supplies, insurance for facilities, transportation, technology and school safety. For FY23, there was no EAT allocation for school systems.

System Debt

TOTAL DEBT⁶	DEBT PER STUDENT
\$50,124,771	\$8,681

⁶ The debt totals in system audit reports may differ due to audit adjustments.



Sally Smith, J.D.
Executive Director

Tracey A. Meyer
Governmental Relations Coordinator

43 South Jackson Street
Montgomery, Alabama 36104

1-800-562-0601 | AlabamaSchoolBoards.org

[@AlaSchoolBoards](https://twitter.com/AlaSchoolBoards) [Facebook.com/AlabamaSchoolBoards](https://facebook.com/AlabamaSchoolBoards)